



www.gillathletics.com
800-637-3090


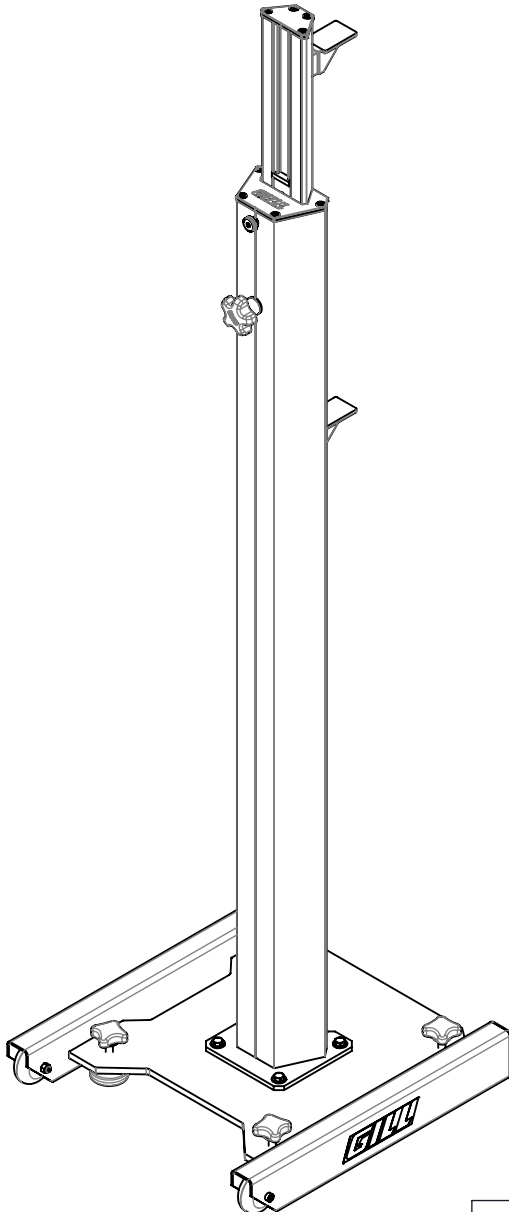
G4 HIGH JUMP STANDARD INSTALLATION INSTRUCTIONS

Specifications:

This standard's upright and riser are made of aluminum while the base is made of thick steel to provide a solid foundation for the standard. Scale is shown in both English and Metric measurements for easy calibration with the adjustable height readout. The base has four leveling feet, and wheels for easy transportation. Meets High School, NCAA, and IAAF specifications.

Operation:

To adjust the riser, grab underneath one of the bar rests, and loosen the clamping knob. Position the riser to the desired height and re-tighten the knob. The scale reads in both English (feet and inches) and Metric (centimeters). Height is read off the top edge of the adjustable height readout.

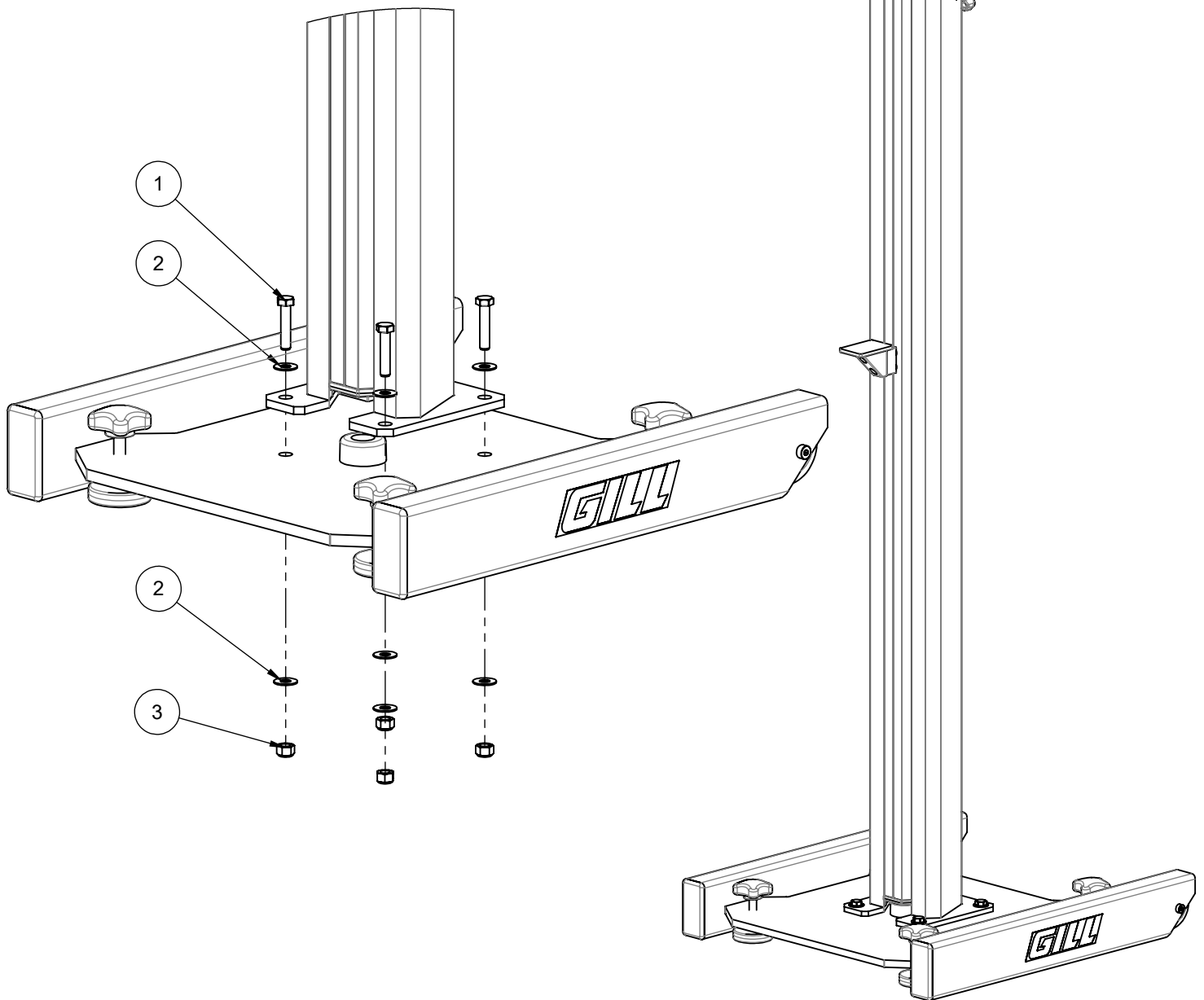




www.gillathletics.com
800-637-3090

G4 HIGH JUMP STANDARD INSTALLATION INSTRUCTIONS

Part #	#	Description	QTY.
REPL00044	1	5/16"-18 x 1.5" Stainless Steel Hex Bolt, NC	4
	2	Washer, Flat, 5/16 SS, .75" OD x .34" ID x .045"	8
	3	5/16"-18 Nylock Hex Nut	4

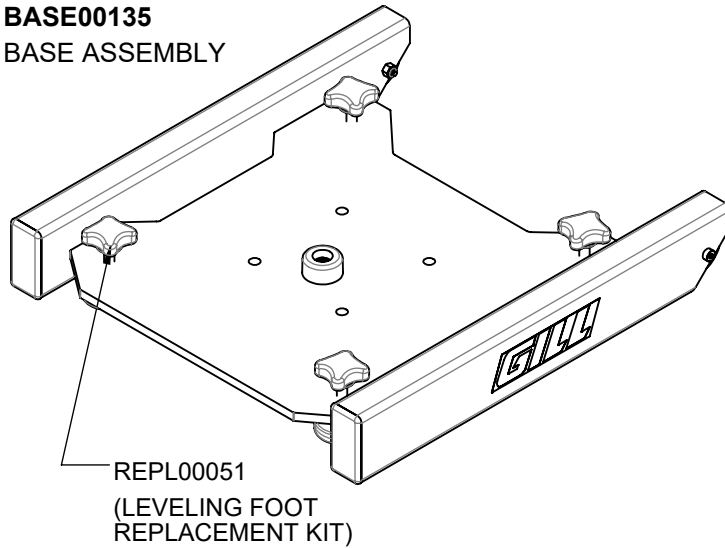




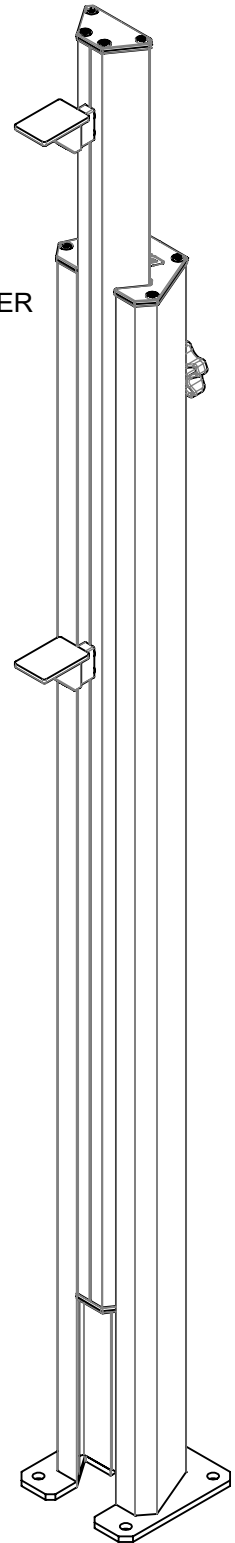
www.gillathletics.com
800-637-3090

G4 HIGH JUMP STANDARD INSTALLATION INSTRUCTIONS

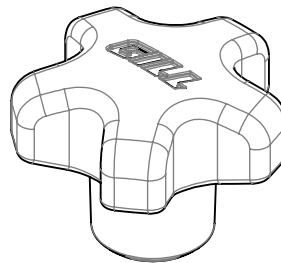
BASE00135
BASE ASSEMBLY



78250
UPRIGHT/ RISER
ASSEMBLY



HAND00106
CLAMPING KNOB



PART #	DESCRIPTION	QTY.
REPL00051	FOUR-ARM KNOB; 3/8-16 INSERT	1
	LEVELING GLIDE 3/8 X 2 PLATED	1
	HEX NUT; 3/8"-16; ZINC	1